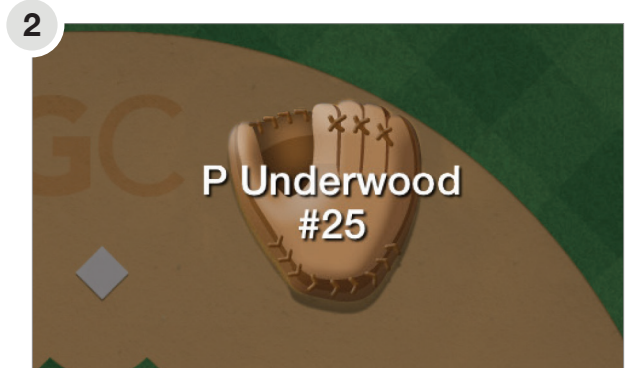


GAMECHANGER

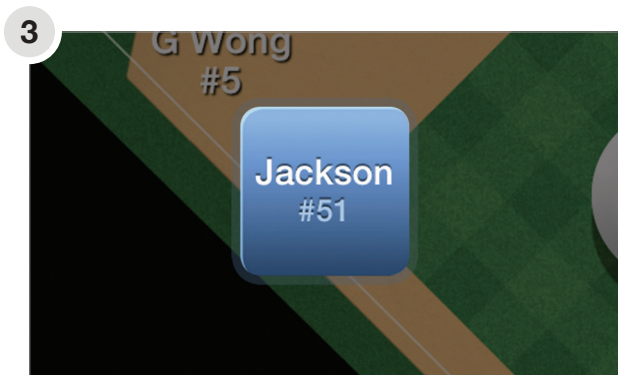
Baseball & Softball Scorekeeping Cheat Sheet



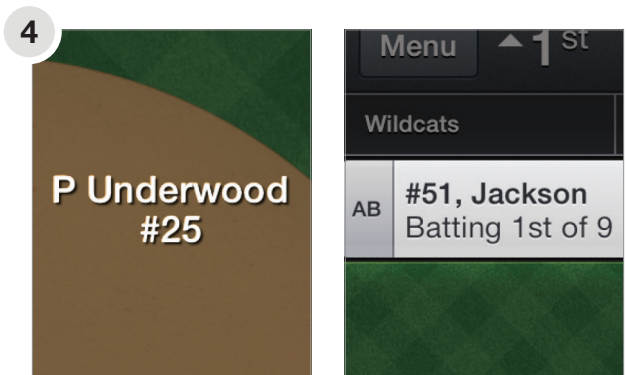
1 Begin each at-bat by tapping the Pitch button.



2 Drag fielders to where the ball is hit.



3 Manually advance runners by dragging them to the next base. Move them to Safe or Out for a play on the base path.



4 Tap fielders or the batter's name to swap positions, sit a player, or substitute players.

Do not rename players to make substitutions.

Advanced Tips



Change Settings in the Menu.

- Add a rover / 4th outfielder
- Set the number of innings
- Turn on the game clock
- Track playing time and pitch types



Made a mistake? Don't worry.

- Use the Undo button to correct a mistake on the last play
- Change scoring decisions from the Plays menu
- Correct missed substitutions by editing the play participants



Manage your lineup.

- Drag and drop players to edit your batting order
- Assign a designated hitter (DH) by tapping on the player
- Bat your entire lineup using the extra hitter (EH) position

Learn more at [GC.io/tutorials](https://gc.io/tutorials)